

Registering CME Activities for MOC/CC, REMS, MIPS Programs and Tagging SCT

This tutorial is designed to guide accredited CME providers through the process of registering their CME activities that count for Maintenance of Certification (MOC/CC), also known as Continuing or Continuous Certification (CC), into ACCME's [Program and Activity Reporting System \(PARS\)](#). This guide also goes through the processes of registering activities for REMS, MIPS, and tagging for SCT.

Contents

Overview	2
Collaborating Boards	3
Registration Methods	3
Accessing PARS	3
Adding an Activity in PARS for MOC/CC	4
Why won't my activity save?	7
Why isn't my activity fully registered for MOC/CC?.....	8
Why can't I delete my activity?.....	8
Registering Activities for MIPS	8
Registering Activities for REMS	9
Tagging Activities with a State Content Tag (SCT)	12
Technical Resources.....	15

Overview

All CME providers accredited within the ACCME system use PARS to enter data about their CME activities. CME providers can also use PARS to register activities for MOC/CC by attesting to compliance with the requirements from the respective certifying board(s) and filling out additional information about the activity.

Activities registered for MOC/CC should be entered in PARS prior to the activity taking place and before the accredited provider advertises or promotes the activity. The activity must be entered into PARS and registered for MOC/CC before learner participation can be reported. The ACCME strongly encourages providers to register their MOC/CC activities in PARS as soon as possible as this will allow for timely learner completion reporting. In addition, the activity can appear in [CME Passport](#), an online search tool for physician learners.

Before you register an activity in PARS for MOC/CC, you will need to ensure that the activity is planned as meeting MOC/CC program requirements. The [CME for MOC Program Guide](#) goes into detail outlining the requirements for offering MOC/CC credit.

Collaborating Boards

The ACCME is currently collaborating with the following certifying boards. The table provides their credit types as listed in PARS. If you are looking to offer MOC/CC credit for a board that is not listed, please contact the certifying board directly for more information on their MOC/CC program.

Board and Program Name	Accredited CME	Accredited CME with Evaluation and Feedback	Accredited CME Improvement Activity	Accredited Patient Safety CME
ABA MOC/CCA 2.0® - Maintenance of Certification in Anesthesiology Program®	Lifelong Learning	N/A	N/A	Patient Safety
ABIM MOC/CC Assessment Recognition Program	N/A	Medical Knowledge	Practice Assessment	Patient Safety
ABOHNS Continuing Certification	N/A	Self-Assessment	Improvement in Medical Practice	Patient Safety
ABOS Maintenance of Certification	Accredited CME	Self-Assessment Examination	N/A	N/A
ABPath Continuing Certification	Lifelong Learning	N/A	Improvement in Health and Healthcare	N/A
ABP Maintenance of Certification	N/A	Lifelong Learning & Self-Assessment	N/A	N/A
ABPMR Continuing Certification	Accredited CME	Self-Assessment	Improving Health and Health Care	Patient Safety
ABS Continuous Certification	Accredited CME	Self-Assessment	N/A	N/A
ABTS Continuing Certification	Accredited CME	Self-Assessment	Practice Assessment	Patient Safety

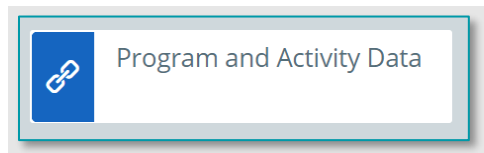
Registration Methods

There are several different ways to register a CME activity for MOC/CC in PARS.

- You can enter the activity information manually using the web form within the PARS interface.
- You can batch upload activities registered for MOC/CC using an Excel or XML template file.
- You can utilize [ACCME web services](#) to add and register CME activities as offering MOC/CC.

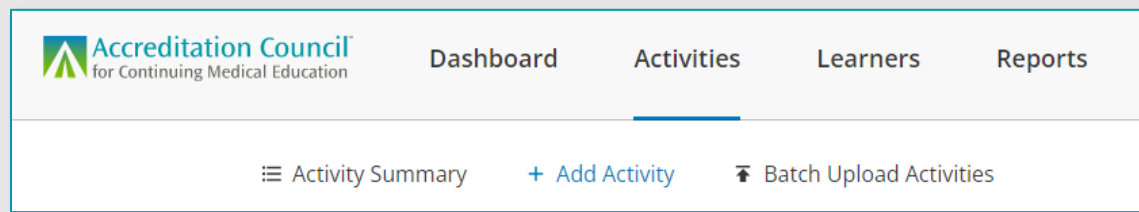
Accessing PARS

Any individual who is listed as a contact in your organization's profile can enter activities and register them for MOC/CC in PARS. To access the activity reporting screen, log into PARS and click the Program and Activity Data button on the home screen. Log into PARS [here](#)

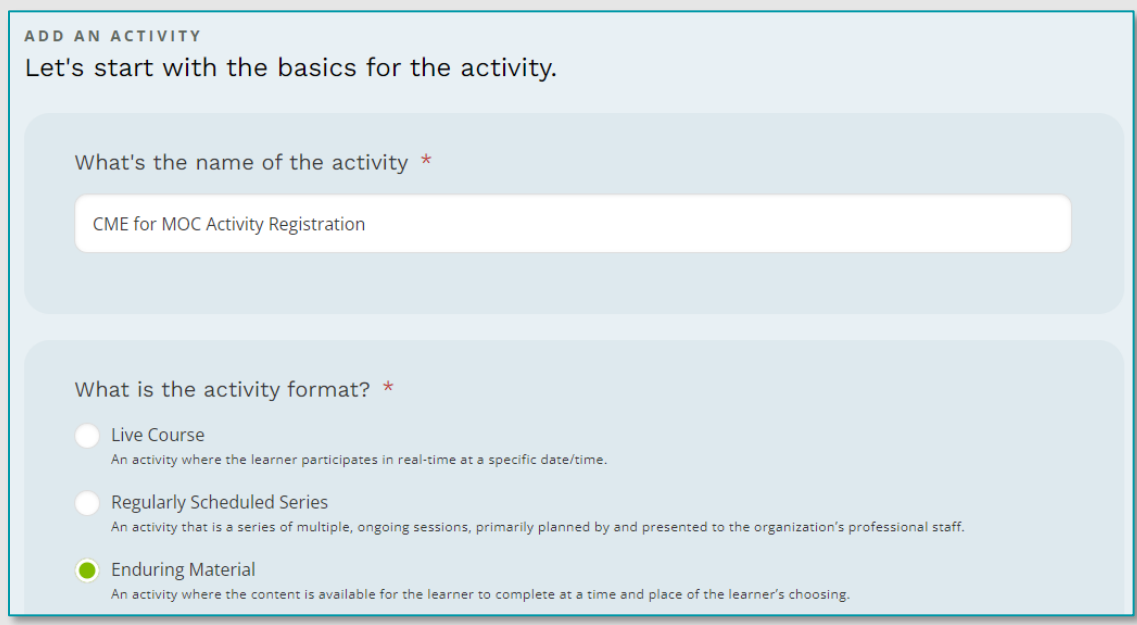


Adding an Activity in PARS for MOC/CC

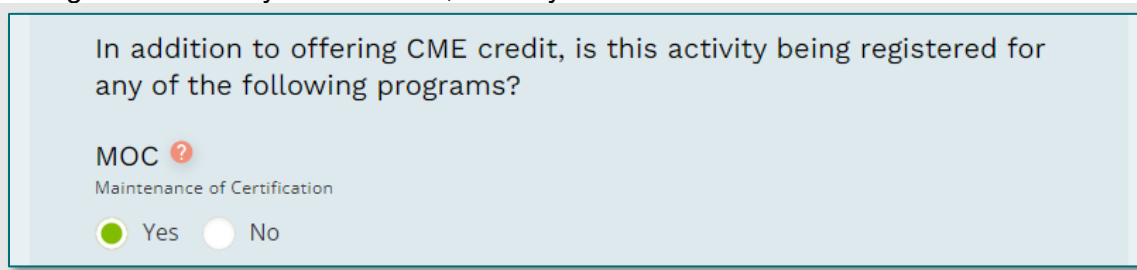
To add a new activity, you can select the Add Activity option under the Activities tab.



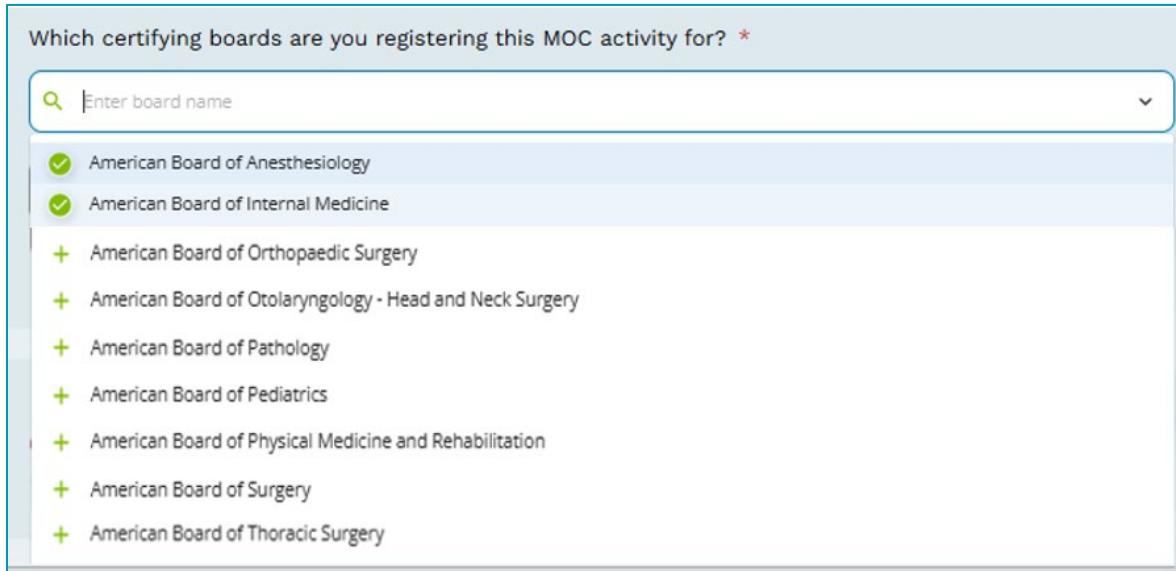
Before you can fill out the MOC/CC registration fields you will enter basic information about the activity, including the title, format, date/location information, CME credits, description, and information for CME Passport.



On the Information for Learners step, scroll down the page to the Maintenance of Certification section. To register an activity for MOC/CC, select yes.



Once you select “Yes” a section will expand with all certifying boards currently collaborating with the ACCME. You can select as many certifying boards as applicable and relevant to your activity.

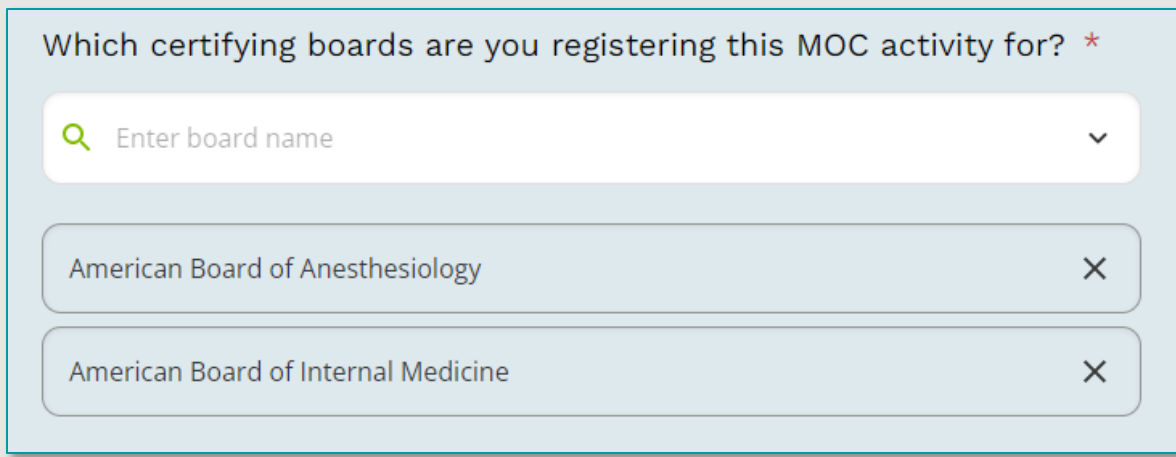


Which certifying boards are you registering this MOC activity for? *

Enter board name

- American Board of Anesthesiology
- American Board of Internal Medicine
- American Board of Orthopaedic Surgery
- American Board of Otolaryngology - Head and Neck Surgery
- American Board of Pathology
- American Board of Pediatrics
- American Board of Physical Medicine and Rehabilitation
- American Board of Surgery
- American Board of Thoracic Surgery

Selected boards will then appear on the page. To remove a board, click the X to the right of the board.



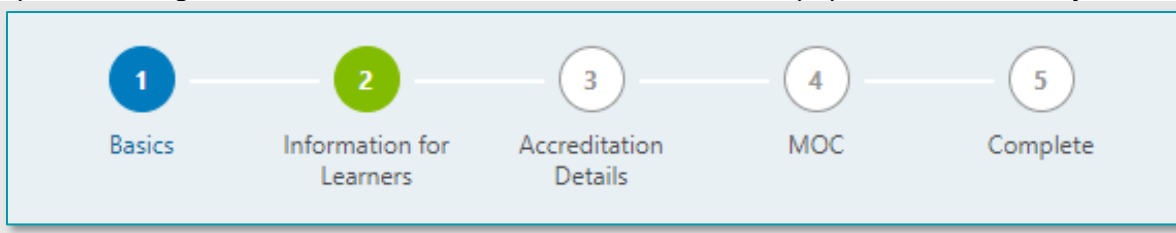
Which certifying boards are you registering this MOC activity for? *

Enter board name

American Board of Anesthesiology X

American Board of Internal Medicine X

Upon selecting one or more boards, the MOC/CC section will populate in the activity form.



Once you have added any relevant accreditation details to your activity, you can add information for each certifying board registered including the relevant practice areas, credit types, and point values.

American Board of Internal Medicine (ABIM)

SELECT THE PRACTICE AREA(S) THAT MOST CLOSELY DESCRIBE THE CONTENT OF YOUR ACTIVITY. *

Adolescent Medicine
 Adult Congenital Heart Disease
 Advanced Heart Failure and Transplant Cardiology
 Cardiovascular Disease
 Clinical Cardiac Electrophysiology
 Critical Care Medicine
 Endocrinology, Diabetes, and Metabolism
 Gastroenterology
 Geriatric Medicine
 Hematology
 Hospice and Palliative Medicine
 Hospital Medicine
 Infectious Disease
 Internal Medicine
 Interventional Cardiology
 Medical Oncology
 Nephrology
 Pulmonary Disease
 Rheumatology
 Sleep Medicine
 Sports Medicine
 Transplant Hepatology

PLEASE INDICATE THE TYPE(S) OF MOC CREDIT FOR WHICH YOU ARE REGISTERING THIS ACTIVITY:

Medical Knowledge
 Patient Safety
 Practice Assessment

HOW MANY POINTS DOES THIS ACTIVITY OFFER FOR ABIM? *

1

If the board has a content outline, you can select designated topics and/or tags from a drop-down list

SELECT UP TO 2 CONTENT AREAS FROM THE MOCA CONTENT OUTLINE THAT APPLY TO THIS ACTIVITY.

PAIN MEDICINE

v General

- > Anatomy and Physiology: Mechanisms of Nociceptive Transmission
- > Pharmacology of Pain Transmission and Modulation
- v Designing, Reporting, and Interpreting Clinical Research Studies about Treatments for Pain: Evidence-Based Medicine
 - Cohort Studies: Use to Determine Natural History and Predictors of Outcome
 - Components of Clinical Trials

Once the program information is filled out for your certifying board(s), you can fill out the credit claim date and attest to meeting any MOC/CC requirements.

What is the last day a learner can claim MOC credit?
MOC CREDIT DEADLINE

Program Attestation

By checking this box, I attest that I:

- have reviewed the policies of the certifying boards selected in the [CME for MOC Program Guide](#) and determined that this activity meets all outlined requirements;

... agree to allow ACCME to release information about this activity to the selected certifying boards for their

If all required information is entered, the activity will successfully register for the certifying board. If information is missing, this will be indicated upon submission.

Activity successfully added
Activity ID: 210016939

- ✘ MOC for American Board of Anesthesiology (ABA) [Missing Required Information]
 - Lifelong Learning
 - Patient Safety
- ✔ MOC for American Board of Internal Medicine (ABIM)
 - Medical Knowledge
 - Patient Safety

[Add Another Activity](#)

[View All Activities](#) →

Troubleshooting Activity Issues

Why won't my activity save?

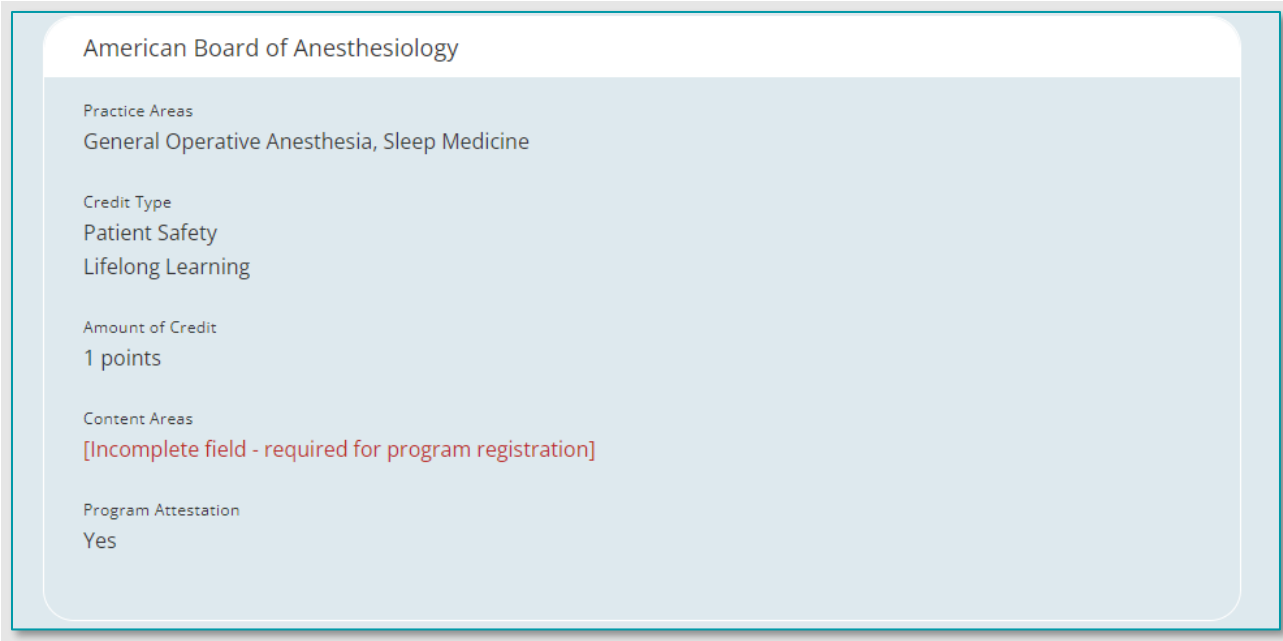
If you attempt to save an activity with invalid information, you cannot move forward in the form. Anything which needs attention will have red text below the entry field.

HOW MANY POINTS DOES THIS ACTIVITY OFFER FOR ABIM? *

MOC credit value must be less than CME value listed.

Why isn't my activity fully registered for MOC/CC?

If there is missing information this will appear in the details for the activity once it is saved. You can add in any required fields by clicking the edit button in the top right of the section.



American Board of Anesthesiology

Practice Areas
General Operative Anesthesia, Sleep Medicine

Credit Type
Patient Safety
Lifelong Learning

Amount of Credit
1 points

Content Areas
[Incomplete field - required for program registration]

Program Attestation
Yes

Why can't I delete my activity?


You cannot delete an activity once individual learners have had completion reported for the activity.


Registering Activities for MIPS

You can register an activity as a MIPS activity via PARS via web form, Excel and XML batch uploads, and via web service. More information on these batch/automated methods can be found in the instructions for each upload type.


To do this in the web form, simply indicate Yes in the information for learner section regarding additional programs.

In addition to offering CME credit, is this activity being registered for any of the following programs?

MOC 
Maintenance of Certification
 Yes No

MIPS 
Merit-based Incentive Payment System
 Yes No


The AMA credit amount you entered (2 credits) is lower than average for MIPS requirements. Please ensure that your activity meets the [MIPS requirements](#) prior to proceeding. If this amount is correct, please disregard this message.


REMS 
Risk Evaluation and Mitigation Strategy
 Yes No


Registering Activities for REMS

If you have received a grant through the REMS RPC, you will need to indicate which activities are REMS activities in PARS. You can do this via the manual web form, or by XML batch and web services. More information on these batch/automated methods can be found in the instructions for each upload type. You should only register activities which will be subject to invoice/audit. To do this in the web form, simply indicate Yes in the information for learners section regarding additional programs.

In addition to offering CME credit, is this activity being registered for any of the following programs?

MOC 
Maintenance of Certification
 Yes No

MIPS 
Merit-based Incentive Payment System
 Yes No

REMS 
Risk Evaluation and Mitigation Strategy
 Yes No

Once you have indicated that this is a REMS activity, choose which REMS for which you received the grant.

Which REMS does this activity support? *

- Mycophenolate REMS
- Opioid Analgesic REMS

Further in the form, you will be required to enter the assigned RPC activity ID and attest that you are meeting REMS program requirements.

Opioid Analgesic REMS

RPC ID

PROGRAM ATTESTATION

By checking this box, you attest that this activity is commercially supported by the REMS Program Companies (RPC) and you agree to:

The activity details will indicate if the activity is successfully registered for a REMS program, or if the activity is still missing required information.

Additional FDA/REMS Information Edit

Opioid Analgesic REMS

RPC ID
[Incomplete field - required for program registration]

Attestation Complete
Yes

Once the activity is fully registered, it can be invoiced, and learners can be reported under the activity.

Tagging Activities with a State Content Tag (SCT)

State content tagging is available in PARS. All elements are set to 'no' by default. Tagging is optional.

How can I tell if my activity meets a state medical licensing board's CME requirements?

ACCME has compiled a list of state medical board CME content requirements, available [here](#). Review your activity content and target audience to decide whether the activity meets the requirements of one or more licensing boards. Many licensing boards have the same or similar content requirements that can be fulfilled with one activity. Requirements may change; if you have questions, check with the licensing board directly. The list includes links to state medical licensing board websites for more information.

Why should I tag my activity if it meets a state medical licensing board requirement?

Tagging your activity to show that it meets a state medical board CME requirement helps you better support physicians licensed by that state medical board. When you tag your activity and list it on CME Passport, physicians can more easily find activities that meet their board's CME requirements. In addition, licensing boards that use PARS/JA-PARS to verify re-licensure requirements see that the activity meets the content requirement and that the physician completed it.

State medical licensing boards may have more specific content requirements than the content tags available in PARS/JA-PARS. Can I still tag my activity under a general content requirement?

Yes. The available content tags may be broader than some state board requirements. They were developed this way so they can cover a wide range of topics. Physicians are still responsible for making sure they are meeting these additional requirements when choosing CME.

You can also use the "description of content" field in PARS/JA-PARS to add details that may help physicians find activities in more specific content areas.

To tag your activity in the web form, simply indicate Yes in the Information for Learners section:

In addition to offering CE credit, is this activity being registered for any of the following programs?

MOC 
Maintenance of Certification

Yes No

MIPS 
Merit-based Incentive Payment System

Yes No

REMS 
Risk Evaluation and Mitigation Strategy

Yes No

Does the content of this activity meet one or more state medical board's licensing content requirement(s)? 

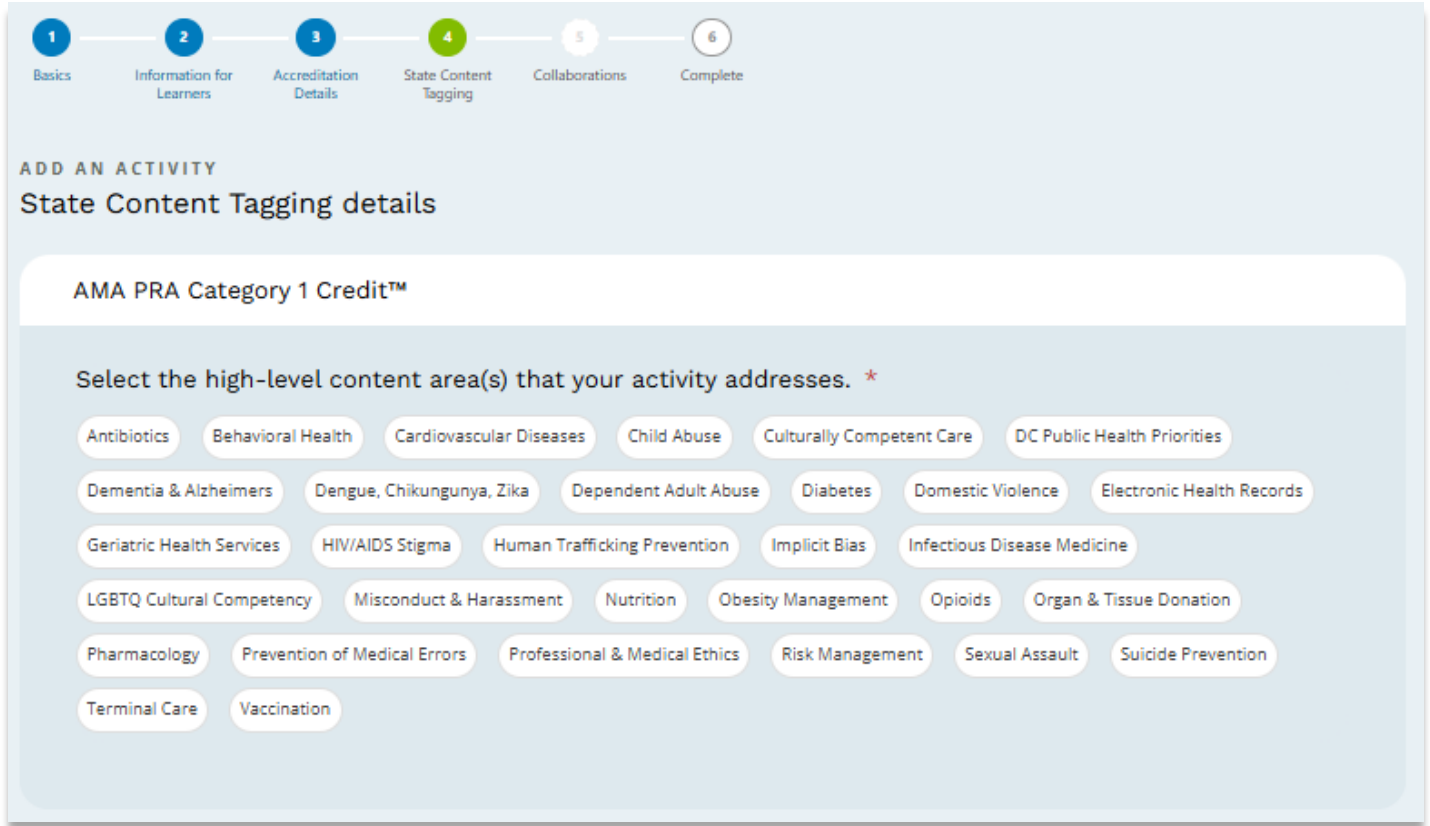
Yes. I have reviewed the content requirement(s) of the medical licensing board(s) and determined that this activity meets the requirement(s) for the following content area(s).

No.

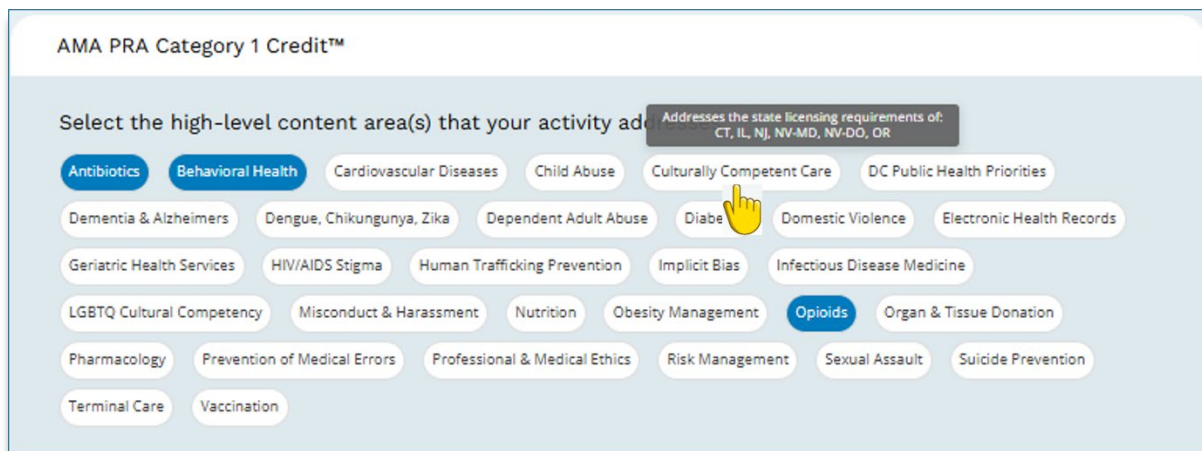
For more information on State CME requirements [click here](#).

Once you have indicated that this activity will be tagged, it will prompt you to select the high-level content area(s) that your activity addresses.

Choose at least one option. You can choose more than one:



If the cursor hovers over one of the bubbles, a help tooltip will appear displaying the relevant information, including the list of states addressed by that specific content area. For example:



If applicable to the selected high-level content area, the next required step is to identify the specific content area(s) addressed by the activity. At this time, this requirement applies only to **Opioids**:

Select the specific content area(s) that your activity addresses. *

Opioids

- Controlled Substances (Opioids/Benzodiazepines/Barbiturates) ?
- General Controlled Substance Prescribing/Dispensing- Practices ?
- Identifying and Managing Controlled Substance Misuse and Use Disorder ?
- Pain Management ?
- Palliative Care and End of Life Care ?
- Prescription Drug Monitoring Program ?

If the cursor hovers over the orange circle with a “?”, a help tooltip will appear displaying the relevant information, including the list of states addressed by that specific content area. For example:

Addresses the state licensing requirements of: AL, DE, NM, OK, OR

Controlled Substances (Opioids/Benzodiazepines/Barbiturates) ?

Technical Resources

The newest versions of batch templates, XML specs and technical instructions can be found on our [website](#).

If you have any questions about the PARS learner reporting process, please email us at info@accme.org.