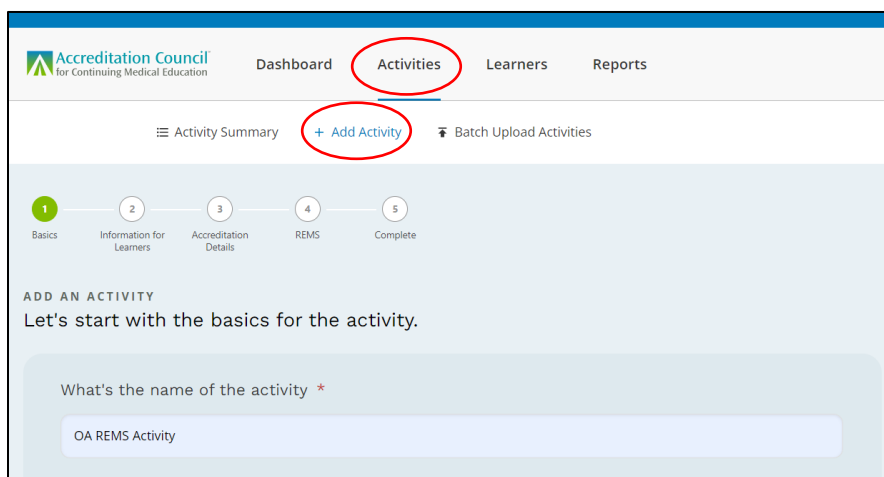


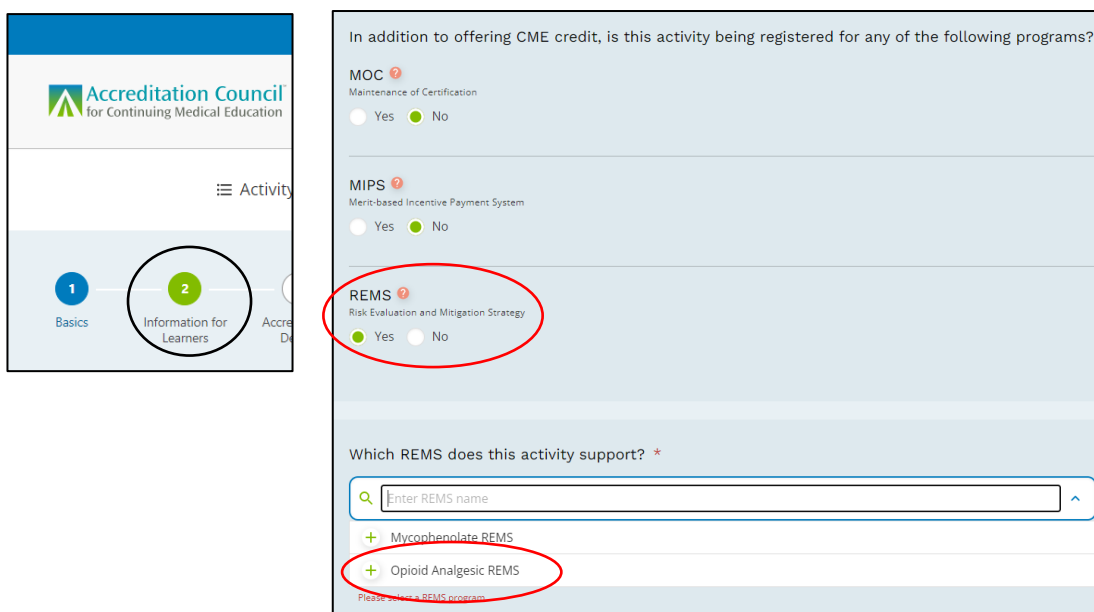
How to Register Activities for Opioid Analgesic (OA) REMS:

Any accredited OA REMS activity that is available to learners during the current reporting period must be reported in PARS.

1. Start by logging in to PARS at <https://pars.accme.org/>.
2. As soon as the activity title, date, and activity format are known for your OA REMS activities, login to PARS and add the activities.

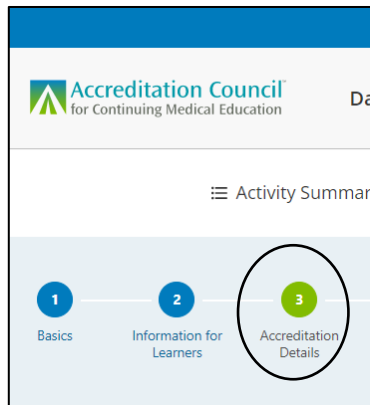


3. In the Information for Learners section, register the activity for OA REMS.



4. In the Accreditation Details section, indicate that the activity has been commercially supported by the REMS Program Companies (RPC) and report how much monetary support is being used for the activity.

Note: if you are reporting all the commercial support under one activity, then for other activities under the same grant indicate “yes” to commercial support and \$0 for the amount.



Did this activity receive commercial support? *

Yes No

Choose the commercial support sources that apply *

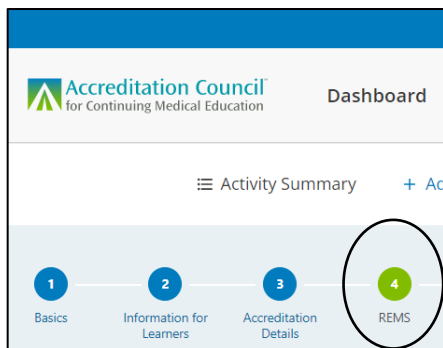
Monetary
 In-kind

How much was given by each monetary support source?

SUPPORT SOURCE	AMOUNT GIVEN
REMS Program Companies (...)	\$00.00

[+ Add Another Support Source](#)

5. Complete all questions in the REMS section.



Opioid Analgesic REMS

RPC ID
EG-000000-000

PROGRAM ATTESTATION

By checking this box, you attest that this activity is commercially supported by the REMS Program Companies (RPC) and you agree to:

- allow information about this activity to be released to the RPC for its unrestricted use,
- comply with requests for information about this activity if it is selected for a REMS audit,
- with the permission of the learner(s), collect and submit in PARS the learner-level participation data outlined in the REMS Request for Application and
- pay the REMS Service Fee for this activity.

You also attest that this Opioid Analgesic REMS activity:

- Includes all elements of the FDA Education Blueprint for Health Care Providers Involved in the Treatment and Monitoring of Patients with Pain
- Includes a post-course knowledge assessment of all of the sections of the FDA Opioid Analgesic REMS blueprint
- Is subject to independent audit to confirm that the conditions of the REMS training have been met.

The RPC assigned a unique RPC Grant ID to your organization. Each RPC Grant ID follows the following format: EG-XXXXXX. For each activity that you offer, you will report the Grant ID followed by a dash and three digits to identify each activity under the OA REMS grant. If, for example, you are offering three activities, the RPC ID would be listed like this, one for each activity record:

- EG-XXXXXX-001
- EG-XXXXXX-002
- EG-XXXXXX-003

Individual activities that are part of a series that together cover the full Blueprint should each be assigned the same RPC Activity ID (the three digits following the RPC Grant ID) in PARS/JA-PARS so that ACCME recognizes them each as part of the series.

Proper entry of the RPC ID will enable ACCME to accurately identify and report data for each activity.

One important expectation of OA REMS-compliant activities is that the content covers the full FDA Education Blueprint (“Blueprint”). Some of the Blueprint content might be delivered live to the learners; some of it might be part of resource materials provided to the learners as part of the activity. How you choose to incorporate the full Blueprint is up to you and likely dependent on the needs of your learners and the format of your activity(ies).

If you offer a series of activities that, taken together, cover the full Blueprint, please know that you will be expected to only report learners for the OA REMS-compliant activities who engaged in all of the activities that make up the series. Of course, learners can earn CME/CE credit for individual activities and may not be expected to participate in the full series to receive CME/CE credit. However, when reporting your OA REMS learners, you will only report those learners who engaged with the full Blueprint.

Questions? Please contact info@accme.org.