



**Accreditation Council**<sup>™</sup>  
for Continuing Medical Education

*learn well*

# **Opioid REMS-Compliant Accredited CE Activities Reported to ACCME**

## **2021 Update**

This report describes the scope and diversity of accredited continuing education (CE) activities that are compliant with the US Food and Drug Administration's (FDA) Risk Evaluation and Mitigation Strategies (REMS) related to opioid analgesics. We published the first report in September 2014; the subsequent reports, published annually, reflect cumulative data. This report reflects data available as of May 15, 2021.

## **Background**

The first FDA REMS to incorporate accredited CE was the Extended-Release and Long-Acting (ER/LA) Opioid Analgesics REMS, approved by the FDA in July 2012. This program has since been retired, and no new grants have been awarded to providers as of 2019. In 2018, the FDA issued the Opioid Analgesic REMS (OA REMS), which expanded the program to include immediate release opioids, as well as broader information about appropriate pain management and alternatives to opioids.

To support the CE community and the FDA, the Accreditation Council for Continuing Medical Education (ACCME®) modified the [Program and Activity Reporting System \(PARS\)](#) to enable accredited CE providers to submit information about REMS-compliant CE activities. The PARS data collection system was created in compliance with the MedBiquitous MEMS 2.0 Standard and Activity Reports 1.54 to ensure interchangeability and accuracy of the data.

Accredited CE providers choose to report this data as part of the terms and conditions of their commercial support agreement with the REMS Program Companies (RPC), the consortium of opioid manufacturers that are responsible for fulfilling the OA REMS. The ACCME aggregates the data and produces these reports as a service to the accredited CE community and other stakeholders. For more information, visit [CME for FDA REMS](#).

## Opioid Analgesic REMS-Compliant Accredited CE Activities Reported in PARS

From March 1, 2019 through May 15, 2021, 25 accredited providers reported 270 OA REMS-compliant CE activities. Of those, 208 activities had been held or released, and 62 were planned for the future. For those activities that had been held or released, accredited providers reported 185,854 learners.

	<b>Providers</b>	<b>Activities</b>	<b>Learners</b>
Current or past	23	208	185,854
Future	10	62	N/A
<b>Total</b>	<b>25*</b>	<b>270</b>	<b>185,854</b>

Table 1. Number of accredited CE providers offering OA REMS-compliant CE activities. This includes all activities that have already been held, are currently available, or planned for the future.

\*Total providers reflects the distinct count of accredited providers who are participating in this program. Providers may be counted in both rows if they have offered activities in the past and also have upcoming activities.

These 270 activities were offered in a variety of formats; the most common format was live courses (Table 2).

Activity Type	Count	Activity Subtype(s)*						
		Panel	Lecture	Small-group discussion	Case-based discussion	Simulation	Skill-based training	Other
Live – course	125	3	40	5	16	-	4	8
Live – Internet course	54	4	2	1	5	-	1	13
Live – regularly scheduled series	2							
<b>Total Live Activities</b>	<b>181</b>							
Enduring material – Internet	87							
Enduring material – other	2							
<b>Total Enduring Material Activities</b>	<b>89</b>							
<b>Grand Total</b>	<b>270</b>	<b>7</b>	<b>42</b>	<b>6</b>	<b>21</b>	<b>-</b>	<b>5</b>	<b>21</b>

\*Providers of live courses and live Internet courses may report the sub-type(s) of the activity. They may report more than one sub-type for each activity or choose to not report any, therefore the total number of sub-types is not expected to equal the total number of activities.

Table 2. OA REMS-compliant CE activities, by activity type and sub-type. This includes all activities that have already been held, are currently available, or planned for the future.

While the majority of activities were live courses, the majority of learners participated in activities offered as internet enduring materials (Figure 1).

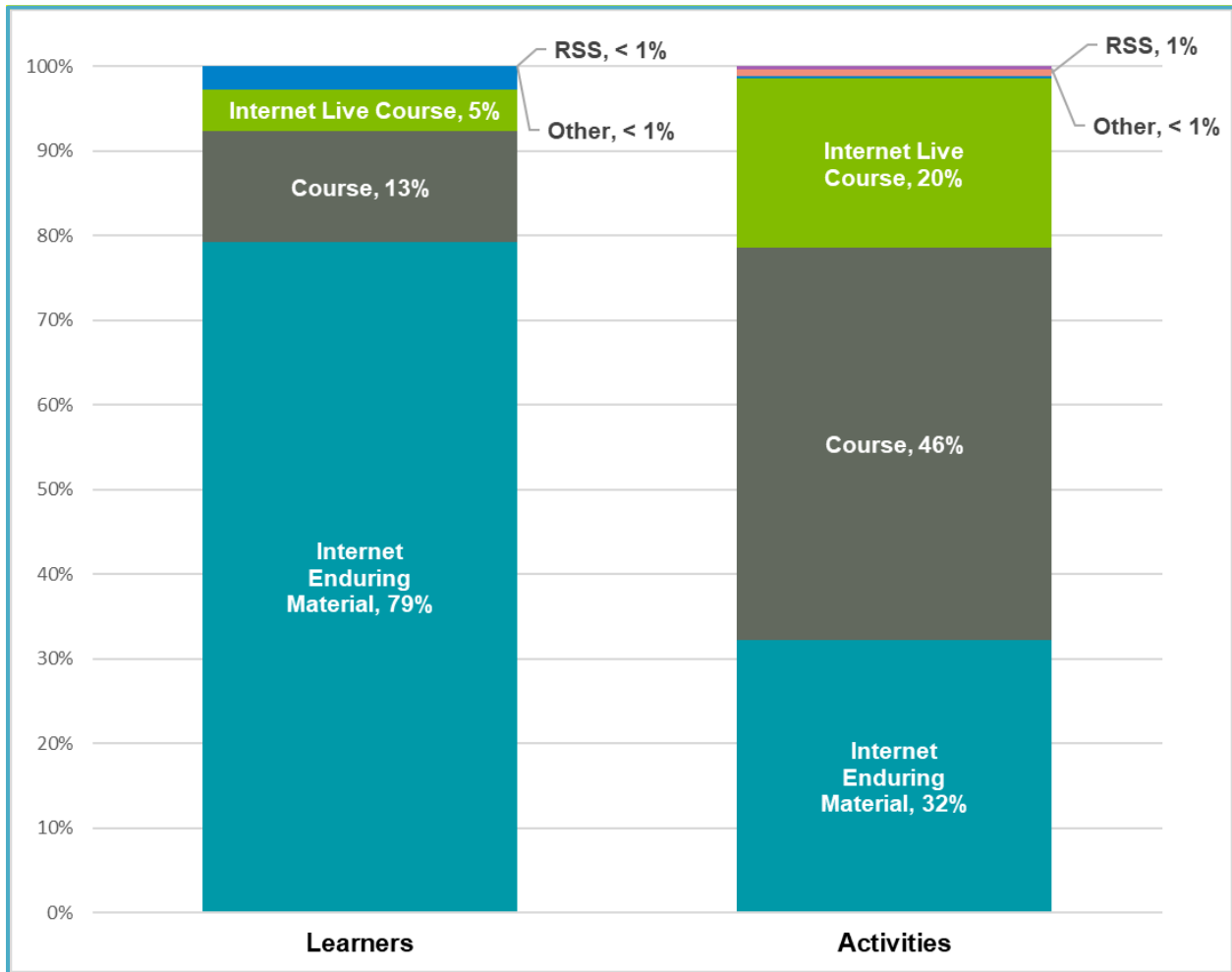


Figure 1. Numbers and percentages of OA REMS-compliant CE activities, by type. This includes activities that have already been held, are currently available, or planned for the future.

Of the 185,854 learners in OA REMS-compliant CE activities that had been held or released, 59% reported they were registered to prescribe Schedule 2 or 3 drugs (registered prescribers).

Group	Number of learners in category	Percent of total learners	Percent of registered prescribers
Learners successfully completing	185,854	100%	-
Learners successfully completing who reported they are registered prescribers	109,593	59%	100%
Learners successfully completing who reported they have an individual license to prescribe	91,400	49%	83%
Learners successfully completing who reported they have an institutional license to prescribe	18,193	10%	17%

Table 3. Learners who completed OA REMS-compliant CE activities, including total numbers and registered prescribers.

Of these, approximately 83% indicated they had an individual license and 17% indicated they had an institutional license (Table 3).

Table 4 shows OA REMS-compliant CE activities by type of CE provider. This shows that schools of medicine currently reach the most learners (95,056) and prescribers (51,791).

<b>CME Provider Type</b>	<b>Providers</b>	<b>Activities</b>	<b>All Learners</b>	<b>Registered Prescribers</b>
School of Medicine	5	119	95,058	51,791
Publishing/Education Company	10	95	56,035	34,445
Non-profit (Physician Membership Organization)	8	42	33,139	22,082
Not Classified	1	13	1,622	1,275
Non-profit (Other)	1	1	N/A	N/A
<b>Totals</b>	<b>25</b>	<b>270</b>	<b>185,854</b>	<b>109,593</b>

Table 4. CE providers, activities, learners, and prescribers by CE provider type. This includes activities that have already been held, are currently available, or planned for the future.

Learners were also asked to indicate their profession, their length of time in practice, their practice area, and the state in which they practice. The following tables illustrate this data.

Of the 185,854 learners who successfully completed these CE activities, physicians, and advanced practice nurses made up the largest groups (Figure 2).

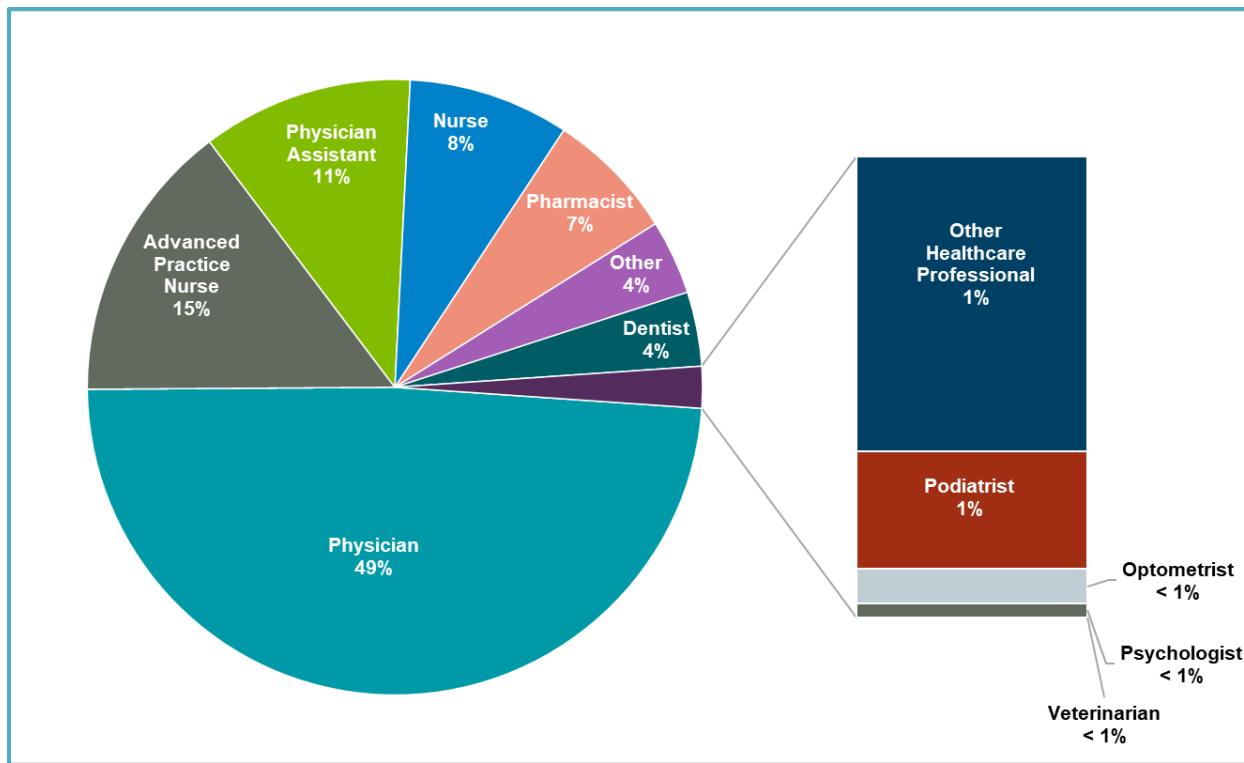


Figure 2. Learners who have successfully completed OA REMS-compliant CE activities, by profession (n=185,854).

Of the 185,854 learners reported, 147,132 (79%) learners reported their length of time in practice. The range of time is described below by profession (Figure 3).

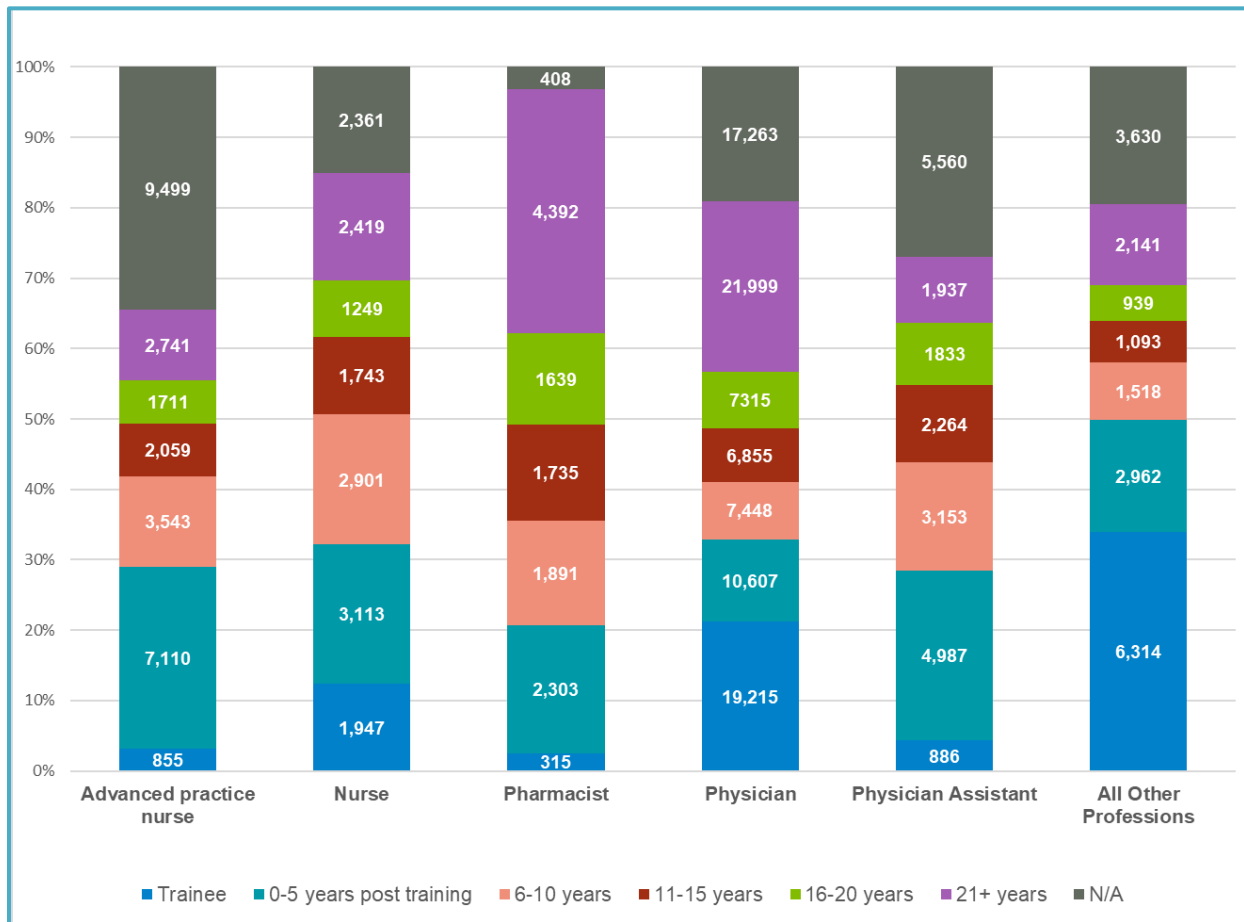


Figure 3. Learners who have successfully completed OA REMS-compliant CE activities by profession and length of time in practice.

Of the 185,854 learners, 174,309 (94%) reported their practice area. Figure 4 shows the top ten practice areas reported by learners. The most commonly reported practice area was “Other” with 35,443 learners. The practice area with the most learners with a license to prescribe Schedule 2 or 3 drugs (registered prescribers) was “Internal Medicine” with 19,441 learners.

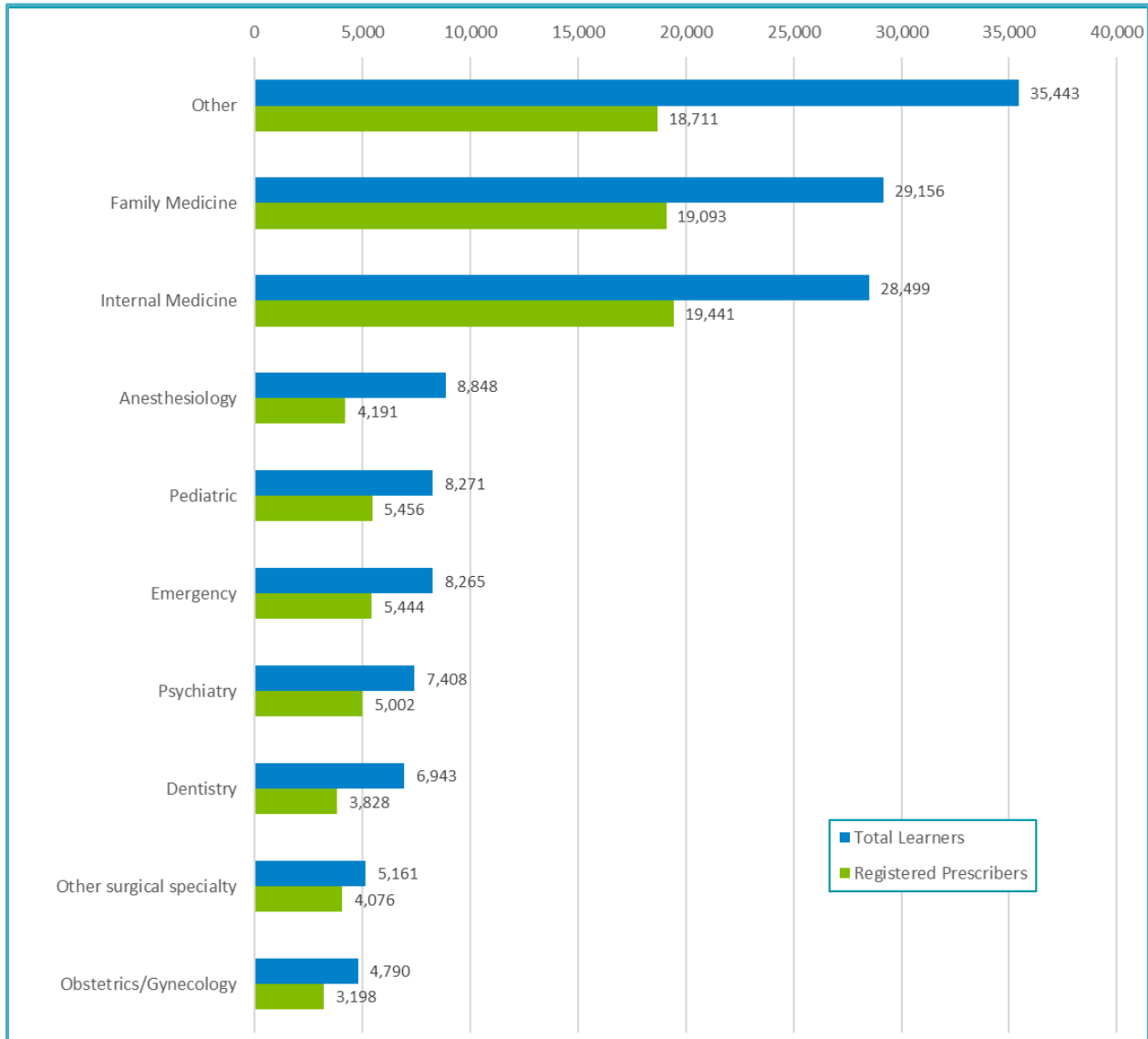


Figure 4. Top ten practice areas reported by learners listed by learner count and prescriber status.

Of the 185,854 learners, 157,265 (85%) reported the state in which they practice. Figure 5 shows this data.

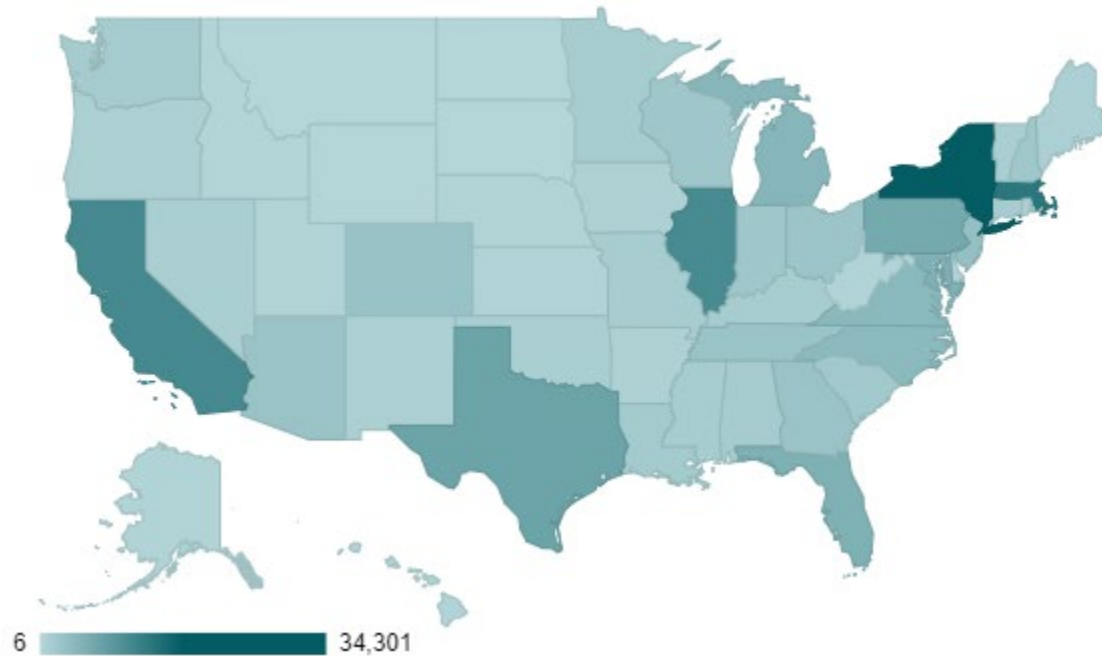


Figure 5. States in which learners practice.

State		Learners	
Alabama	1,547	Kentucky	1,425
Alaska	434	Louisiana	1,706
American Samoa	21	Maine	939
Arizona	2,725	Maryland	5,236
Arkansas	810	Massachusetts	13,406
California	10,830	Michigan	4,556
Colorado	2,864	Minnesota	1,419
Connecticut	1,477	Mississippi	1,457
Delaware	561	Missouri	1,401
District of Columbia	614	Montana	194
Florida	5,344	Nebraska	462
Georgia	2,746	Nevada	1,133
Guam	17	New Hampshire	2,148
Hawaii	358	New Jersey	3,178
Idaho	281	New Mexico	1,002
Illinois	10,610	New York	34,301
Indiana	2,209	North Carolina	4,087
Iowa	820	North Dakota	168
Kansas	510	Northern Mariana Islands	6
		Ohio	2,516
		Oklahoma	1,138
		Oregon	952
		Pennsylvania	6,227
		Puerto Rico	140
		Rhode Island	844
		South Carolina	1,951
		South Dakota	175
		Tennessee	2,714
		Texas	7,128
		Utah	524
		Vermont	1,175
		Virgin Islands	8
		Virginia	4,236
		Washington	1,589
		West Virginia	491
		Wisconsin	2,222
		Wyoming	233
		Not Reported	28,588
<b>Total</b>			<b>185,854</b>



## **Appendix A: Accredited CE Providers that Reported OA REMS-Compliant Activities in PARS**

The following accredited CE providers offered or plan to offer OA REMS-compliant activities and reported data via PARS, which is included in this 2021 REMS Data Report:

AKH Inc. Advancing Knowledge in Healthcare  
American Society of Addiction Medicine  
American Society of Anesthesiologists  
Antidote Education Company  
Boston University School of Medicine  
CME Outfitters, LLC  
CO\*RE (Collaboration for REMS Education):  
    American Academy of Hospice & Palliative Medicine  
    Interstate Postgraduate Medical Association of North America  
    Medscape, LLC  
    Ogden Surgical-Medical Society  
Global Education Group, Ltd.  
Horizon CME, Inc.  
Illinois State Medical Society  
Johns Hopkins University, School of Medicine  
Massachusetts Medical Society/NEJM Group  
MediCom WorldWide, Inc.  
MedicusCME  
Nurse Practitioner Healthcare Foundation  
Postgraduate Institute for Medicine  
Pri-Med Institute  
Purdue University College of Pharmacy  
University of Kentucky College of Medicine  
University of North Texas Health Science Center  
USF Health